



Village Centre Oak Tree

Great Eccleston In Bloom 2023



The newly painted bus stop



New Herb Beds



Renovated signs at West End



Revamped Shady Bed



Contents

Welcome from the Great Eccleston in Bloom (GEIB) Team and Great Eccleston Parish Council	3
Introduction to the Village and its history	5
Achievements for 2023	6
1. Starting a Volunteer Group	6
2. Updating our Amenity Signs and recruiting more Sponsors	6
3. Village Centre Garden	6
4. Health Centre Beds	6
5. West End Shady Bed	6
6. New self-watering Barrels & Planters	7
8. Teamwork	7
Section A Horticulture	8
Section B Environment	10
Section C Community	12
Sponsors	13
It's Your Neighbourhood	14
The Bungalows at Raikes Road	14
Great Eccleston Bowling Club	14
Thorne Meadows Community Group	15
Copp Gardening Community	17
.....	17
Appendices	21
a. Map of route with planter positions	21
b. GEIB Bed by Bed Work Planner	21
c. Before & after photos.....	21
d. Village Centre Work Plan & photos – to follow	21

Appendices from page 21 onwards

Welcome from the Great Eccleston in Bloom (GEIB) Team and Great Eccleston Parish Council

We would like to welcome the Judges to Great Eccleston where we have strived to make improvements throughout the Village in our planning, infrastructure, planting and our community engagement.

- We have used the Judges feedback from 2022
- We have created and maintained a project plan from late 2022 which will continue into the future
- We have recruited more Volunteers
- We have recruited more Sponsors and reinstated the pre-covid signage process
- We have improved sustainability and attention to detail
- We have worked as a team to bring Great Eccleston into Bloom

2023 has seen a greater collaboration between Great Eccleston Parish Council, the GEIB Team, Volunteers, Businesses and Residents. This collaboration gives us an opportunity to build on these relationships and introduce new residents to Village life. Indeed, many of the new Volunteers come from the Thorne Meadows development on Copp Lane. We would like to thank all the volunteers who have all been a fantastic addition to In Bloom this year and we couldn't have done it without their help and enthusiasm.

The Parish Council (PC) has invested significantly in new more sustainable and recyclable planters and barrels and have rolled out a programme to replace the remaining old wooden barrels by the end of 2024. The 2 new square planters placed at the entrances to the Village from Garstang Road and 11 new barrels throughout the Village have a water reservoir to help with watering and reduce water wastage. Some of the old wooden barrels have been recycled and reused where we could. The PC have supported the purchase of herbs for the new beds outside the Health Centre and planting elsewhere where needed. They also supported the production of a leaflet in April 2023 distributed throughout the Village which, amongst other things included an introduction and volunteer request for In Bloom and raised awareness of the Village facilities.

In addition, we have been able to secure more sponsorship this year by approaching the Village businesses personally and being able to offer refurbished amenity signs at both ends of the Village, created with the hard work of one of our Volunteers. We also received a large donation from both Great Eccleston Health Centre and Newberry Homes Ltd. This has enabled us to rebuild the flower beds at the front of the Health Centre creating a herb garden and enhance the experience of our Grade II listed Pinfold.

Work on the Great Eccleston in Bloom beds and planters has been carried out this year by our local Volunteers and Nathan Montgomery, a young local gardener who owns a nursery on the edge of the Village.

The aim of the Village planting is to bring colour and interest in a more sustainable way, so for 2023, as well as introducing the water reservoir planters we have reduced the number of annuals and increased the number of perennials. We have tried to put the right plant in the right place and where beds have been completely changed, we have taken out the old plants and replanted them elsewhere. For example, you will see that the roses previously planted under the shade at West End have been redeployed to the open sunny space around the Bungalows. A new shade loving bed designed and planted by Volunteers is in their place. The Barrels outside the Village Centre (the shady side of the Hight Street) have been planted with Hydrangeas taken from the redesigned Health Centre beds. During the current hot weather, we have also moved some of the original plants from around the lamp post beds and put in succulents and herbs in the drier edges.

Planting should of course be an all year round experience but our Cordylines didn't withstand last winter so these have been removed. Bulbs have already been planted in some of the planters, along the front of the bungalows and in the grassed areas at both ends of the village. Our new planting plan of grasses in the Memorial planters with evergreen Lithodora will give us some year round interest but we acknowledge more colour will be needed. Further bulbs will be planted in the new barrels and we plan to investigate wind

resistant winter planting in Autumn such as grasses and Brachyglottis while we normally add colour from violas and primulas.



View from Thorne Meadows onto Copp Lane June 2023

To retain the history in recent memory, we are creating a brief historical tour guide around the Square and plan to use the information to decorate the newly painted bus stop.

We do not forget that we are still a rural community and even though we have seen many houses built in recent years (with more to come) it is essential that we retain our roots as an ancient rural village.

We have reminders of this in the window display of the Village Centre, in the Pinfold, outside Pollen Floral Designs and in the old telephone box that sits outside the Pilates Studio (formerly the Old Post Office).



The Pinfold June 2023

Introduction to the Village and its history

Great Eccleston was once an old staging post on the journey from Scotland to London (which may explain the high pub ratio to houses!) It appeared in the Domesday Book as “Eglestun”, and at the time was larger than the surrounding villages, referred to in the eighteenth century as “Little London”. Eglestun” means “Church settlement” however there is no record of a Saxon Church.

Nowadays, with the agricultural changes and the development of communication the village has expanded from 700 properties to 900. The Village amenities and the surrounding countryside have attracted more families into the new Developments on Copp Lane, West End and Hall Lane etc and the current 1900 Villagers are serviced by a large range of shops and amenities. The population is set to expand in the near future by a further c450 houses and a Community Hub.



The Square has always been the hub of the Village, being a convenient gathering place. It was once the site of annual horse fairs and until 1939, it also accommodated the Fair each September at the time of the Agricultural Show. Although the Square is now macadamised, it was once cobbled and was registered as a Village Green in 1931, which the Parish Council still administer. Both the Black and White Bull once had stabling, the Village Centre was once a bank and the cottages to the left of the White Bull once housed one of the police stations in the Village. Interestingly this picture shows that a petrol pump outside the Garage (which at one point was the Bowling Green Pub) was

in almost the same spot as our electric car charging point today!

Currently the Village is thriving and contains numerous businesses. There is also The Village Centre, which is a community hub for all the residents the garden here has been a major project for GEIB this year.

We have a Health Centre & Dentist, Architect, Bakery, Barbers, Beauty, Builders, Butchers, Convenience Store, Equestrian Supplies, Fitness including Pilates, Flooring Systems, Fruit & Veg, Funeral Directors, Hairdressers, Hardware & DIY, Ladies Fashion, Newsagent & Post Office. During 2022/23 we were pleased to welcome new businesses into the Village - so we also have a Florist and Gift Shop and Dog Grooming, along with an Estate Agent and Mortgage Broker at West End and the Butchers has expanded to open a Delicatessen in the Square. You can eat at the Village Centre, Café, Fish and Chip Shop, Pizza Restaurant and three Public Houses. A range of social groups exist including the Women's Institute, Scout Group and three Places of Worship. St Anne's Church Copp celebrates its 300th Anniversary this year!

The weekly market takes place every Wednesday. Pre-covid we had an Annual Fun Day in August every year, organised by the businesses with the help of the public. In 2022 the PC funded a street party celebration for the Queens Platinum Jubilee which was a great success and we are hoping that these annual events will return again in 2024 sponsored by the businesses.

Great Eccleston also has a long sporting tradition and can claim to have had a bowling green since the 18th century, the current Bowling Club celebrate their 100th Anniversary on 23rd July. Our Cricket Club has a renovated club house and is benefiting from increased membership.

The Village has a long association with agriculture, and it is fitting that the major event in the village is the annual Agricultural Show. This year the show is celebrating its 170th anniversary, it brings together locals and visitors to enjoy a range of activities from livestock exhibitions and equestrian events plus food and drink and crafts and horticulture – the Best Kept Garden Competition is sponsored by the PC and this year we have publicized this event. The show has been well supported and attracts more than 40,000 visitors. The Great Eccleston Tractor Pulling Course is rated as one of the best in Europe.

Achievements for 2023

As mentioned in the introduction, we wanted to do things in a better way this year. So our first job was to create a GEIB Team who would be “hands on” and the project planning began. We have been working and maintaining the project plan (see Appendix b) throughout the last 9 months and we will continue the project into the winter and into the future. As well as our review of the planted beds and our usual planting, our projects for 2023 included: -

1. Starting a Volunteer Group

Community connections, social media, the Village Centre and Great Eccleston & District Gardening Club, and, in April, a leaflet distributed to all properties in the Village (written & designed by Volunteers), have brought us a band of 17 regular volunteers and some ad hoc ones. The Volunteers are all part of an In Bloom WhatsApp Group where we co-ordinate jobs, ask for help and get tips and information. Not only have the Volunteers contributed their time, but also ideas and plants from their own gardens. Volunteers have also designed and planted barrels in front of the Beauty Spa and Delicatessen. We have a new edible barrel and two further old barrels have been painted and planted with a mixture of bought plants and those from their own gardens. All the benches and most of the old remaining barrels in the village have been cleaned and painted by the Volunteers. In addition Frank Croft has planted the small bed at the bottom of Raikes Road once again.

2. Updating our Amenity Signs and recruiting more Sponsors

The Amenity Signs at either end of the Village were worn, rotten and out of date. New posts have been erected by local RB Builders and one of our Volunteers Cllr Trevor Browning has painstakingly removed the out of date ones, renovated the signs at the West End of the Village with those at Raikes Road to be completed shortly. In addition some of the new businesses have wanted to advertise there too and sign writing was kindly provided by Michael from Parkinson's Deli on the High Street. We charge fees for the signs, and this has brought in additional sponsorship for GEIB this year. We are pleased to have raised £1000 more than pre-covid.

3. Village Centre Garden

We started a 2-year project to renovate the overgrown and unused tiered garden at the back of the Village Centre. The Volunteers have done a fantastic job here. Since November 2022 they have met on a regular basis to clear, prune, weed, paint, to make the patio area a lovely, calming place to sit. Volunteers have created a willow fedge and are in the process of relocating the compost heap from one side of the top tier to the other to enable another seating area to be uncovered. One of the Volunteers has even turned our magnificent oak tree into the Village Centre logo and in our Village leaflet. The work continues well into 2024 when we plan to have the top patio area cleared and used as a relaxing space.



4. Health Centre Beds

In 2022 we weren't able to tackle the fundamental issues of working on and watering the sloping and difficult flower beds outside the Health Centre so these were planted and maintained by volunteers to add colour and interest. This year, after talking to the Doctors and giving them a design idea, they readily agreed to sponsor the building of two new beds. Two herb beds were designed and planted by Volunteers and the result is shown on the next page. The herbs were provided by a local nursery and chosen for their medicinal qualities and have been labelled. A sheet giving further information is being created and given to the Surgery. This provides an educational focus, and the herbs suit the planting conditions. The beds look so much better and are now much easier to manage and water.

5. West End Shady Bed

The rectangular bed at West End was previously planted with roses. The mature trees surrounding it make it a shady and dry place for a good part of the day, the roses suffered there and needed to be moved. Great Eccleston & District Garden Club have taken over this bed entirely and designed a shade loving area of ferns, grasses & hostas. They repositioned the ferns already there and the remaining plants were brought from their own gardens. The trunk of the Birch Tree which had to be removed from the Village Centre Garden has been used to provide a stumpery. On seeing it, a resident has taken some more of the Birch to replicate this in her own garden! Finally, the Parish

Council provided bark to complete the look and a sign made donated by a Volunteer. The new plants are flourishing as are the roses which have been moved to the sunshine of the Bungalows on Raikes Road – a lesson learned of right plants right place.

6. New self-watering Barrels & Planters

Watering is always a difficult issue and most of our wooden barrels were falling apart. The Parish Council agreed a 2-year replacement plan and bought 11 new self-watering barrels this year and 2 additional square planters. The water reservoir creates an on tap resource for the plants, they are longer lasting and easier to maintain. We have a lengthsman who waters once or twice a week but this year we have also had the businesses helping us water the planters in their immediate vicinity as well as residents and volunteers.

7. Bus Stop and Benches Infrastructure

The Parish Council have sponsored the painting of the bus stop in the centre of the Village by a local builder. It now boasts one of the new sustainable benches to give a choice of sun or shade seating there. An additional sustainable bench sits outside the Village Centre and we have a new wooden bench outside the chipper donated in memory of Ashley Doddrell a local postman. The old benches throughout the Village have not been forgotten – these have all been painted by one of our Volunteers who has adopted the approach of if its stands still it can be painted!

8. Teamwork

Teamwork may have been our greatest achievement this year, the Volunteers have been outstanding only needing a WhatsApp message to rally them to a job, they have taken responsibility for most of our special projects this year and we thank them whole heartedly. The GEIB team has worked together to resolve issues and create the project plan and this portfolio. The Parish Council have provided funds to allow the bus stop to be painted and provided much of the plants. In addition we have had help from the Scouts and Cubs, helping us with litter picking, power washing and weeding. We have also engaged with Wyre Council to co-ordinate the pruning and care of the two “Wyre Beds” at either end of the Village -giving us a much more open and pleasing space.

A great team to bring Great Eccleston into Bloom



Section A Horticulture

The newly renovated tiered garden at the back of the Village Centre is now a hidden gem and being used by residents and visitors alike. The shrubs and trees in there hadn't been pruned for a few years and this was the first job tackled by the Volunteers. We haven't needed to add much in the way of planting so far and have been impressed with what was already there, and now you can see it. We have reused what we can, creating a new compost area and used some of the chopped hedging as mulch. In addition, harvested willow has been used to construct a fedge to help keep the paths tidy. Bought panels are being used opposite to show visitors different types of material that can be used. We hope that this garden will become a quiet, relaxing and educational place to enjoy a cup of tea!

We have listened to the Judges' feedback from last year and completely changed the old sloping flower beds outside the Health Centre and the Shady Bed at the top of West End. In both cases we have considered the conditions and terrain and adapted the planting to suit. Outside the Health Centre, two new flat beds have been constructed, paid for by the Doctors. A volunteer from the Great Eccleston Gardening Club created a herb design which has now been planted and a gravel topping added by the Volunteers. The Shady Bed was also designed and planted by the Garden Club and uses tree trunks from a Birch that had to be cut down at the back of the Village Centre. Roses removed from the Shady Bed have been relocated and donated to the Bungalows where you will see them enjoying the sunshine, the Salvia, Veronica from the old Health Centre beds has also been relocated and the Hydrangeas were also relocated to make the center piece of the new barrels on the shadier side of High Street.

3 barrels (1 new and 2 old) have been taken over by Volunteers who also decided on the planting. The new barrel has been planted with edibles including strawberries, tomatoes, chives and beans but the volunteers have added lesser known edibles such as Nasturtium, Marigold and Dianthus continuing the education theme. The two older barrels already had small trees as their center piece but have been painted and planting includes bee friendly perennials (Aster, Dianthus, Salvia) along with plants from the Volunteers own gardens.

The remaining new barrels have been planted with a perennial center piece this year depending on their location – Hydrangeas on the shadier side of the High Street and Roses, Lavatera and grasses on the sunnier side, with perennials or annuals around them for added colour. All the beds and older barrels are underplanted with spring bulbs and bulbs will also be added to the newer barrels when any annuals have finished. The memorial planters provided winter colour before being changed to grasses and Lithodora for more sustainable planting. While those plants mature some summer bedding has been added for colour.

The Queen Elizabeth Roses in the Celebration Bed have been moved more to the center, manure has been added and small Hebe's and Dianthus. This year we have tried to use perennial Lithodora instead of annual Lobelia around the edges of our planters and raised lamp post beds. In theory they should have been happy there but in practice it's been too dry in some of the beds, so some have been relocated to one of the new barrels and some have been taken home to be looked after by one of the Volunteers with a view to replanting them when they have hopefully recuperated. Succulents and herbs have replaced them in places. Another lesson learnt!

Maintenance

We lost many of the cordylines and Hebes during the harsh frost in winter and these have been removed. A couple of the cordylines have been donated to a Volunteer's garden and the one phormium that survived has been trimmed and planted around the edge, also by a Volunteer.

We now have a maintenance schedule in place whereby the Volunteers look after "their" barrels and beds on a constant basis and Nathan maintains the remainder on a fortnightly basis deadheading and weeding to keep the plants healthy. The Lengthsman does weekly or twice weekly watering but more has been essential during this very dry June. We have tried to cover as much additional watering as possible by Volunteers and the Businesses around the Square have taken responsibility for barrels and beds in their vicinity along with some of the residents. The Health Centre has taken full responsibility for watering their two beds with three Volunteers providing additional maintenance. Peat Free compost has been used throughout and organic bug control only when absolutely necessary. Next year we hope to be using the compost from the Village Centre.

Some of our plants and flowers



Section B Environment

Local Identity and Pride of Place

As mentioned in the introduction we take great pride in Great Eccleston and its rural heritage: The Pinfold has recently been added to our planting schedule this year with kind permission of the owner and a donation from the builders close by. We planned to leave some of the natural grasses and even weeds in place to create a natural environment but it has been tidied up by a resident. We have however added some herbs and grasses to the gravel floor, a home grown buddleia to the barrel and a Salvia taken from the Health Centre Beds. More will be done by Volunteers over the summer. The Pinfold is grade 2 listed and we believe the current version dates from the 19th century. It was used to house stray animals until the farmer collected them. We have given a nod to this by adding old wellington boots and planted jeans to make a man sitting on the bench complete the look. It has a bug house and we have just ordered a trough to attract birds and wildlife to this small but important area and intend to replace the sign describing its previous usage which was removed.



We have painted our rotunda bus stop which replaced a concrete one c30 years ago and will be making a feature of the panels at the back of the seating area. The panels will identify the original or early usage of the buildings around take you on a walk around the Square, for example the Butchers behind it was part of the old Bowling Green Pub, the Celebration Bed to its left once housed the old market cross, one of the cottages across the road was one of Police Stations in the Village. A leaflet is also being produced as a handout for visitors and residents alike.



We have two sustainable benches, one of which was temporarily moved to the bus stop to provide a seat whilst it was being painted, however it has been used so much we have decided to leave it there giving both a sun and shade option while waiting for a bus. All the other wooden benches and old barrels have been painted by Volunteers to give them a new lease of life). The same applies to the old garden furniture at the back of the Village Centre (some of the paint was also donated). Litter bins are placed throughout the Village and kept clean and an additional large bin added outside the Chip Shop.

The Cubs have done a litter pick through the Village and we also have residents who regularly do this.

Natural Environment

We have increased the diversity of the plants, using more perennials and pollinators including plants like Forget-me-nots, Buddleia, Aster, Scabious. The Pinfold provides water and a bug house. The large trees at either end of the Village in the “Wyre Beds” have now had some bird boxes reinstated and new ones have been put up in the Village Centre Garden. Some areas of the garden are being left “natural” to encourage wild life and insects. A stumpery has been created in the Shady Bed and although we are conscious that we don’t have an expanse of water in the Village Centre, the pond renovated by residents of Thorne Meadows Development attracts a range of wildlife and features in their IYN submission.

The investment in “self watering” barrels, some of which are made from recycled material help us reduce waste and water volume.

Environmental Management

Peat Free compost has been used throughout for new barrels and topping up the old planters, hedge bark has been used as a mulch, bug spray where absolutely necessary is organic. All the plants being moved have been looked after by a Volunteer before recycling them to their new more suitable homes. Wyre have used any large prunings as mulch on the beds they have tended. Compost bins have been moved to enable use at both ends of the Village and a new compost area is being built in the Village Centre garden which also houses a willow fedge. All the plants in the Shady Bed have come from the Volunteers own gardens, as have some of the barrel planters.

The Willows replaced on the green area at Lancaster Avenue seem to be doing an effective job of drying out the area. A woodland area is meant to be created on the field in conjunction with Wyre Council, this should make the area more attractive to wildlife.

Section C Community:

Year-round activity and forward planning

We created an In Bloom work schedule in late 2022 to take us right through 2023 and the forthcoming year. This is attached as appendix b. It has evolved and been added to during the year to cover items as they came up but has been a great tool to ensure we stay on track. In addition we have created a Great Eccleston in Bloom Facebook page where updates of the work going on and a Village Centre Facebook page to advertise In Bloom and the amenities provided.

The annual Christmas Lunch and Coronation Afternoon Tea, both held in the Village Centre were a great success with local entertainment including the Woodplumpton Ukelele Group. The Village Centre is a charitable organization and now offers refreshments every weekday morning for residents and visitors to meet. During the winter months we opened it as a “warm and welcoming space” for two mornings a week and additionally provided a set price hot meal on Thursdays.

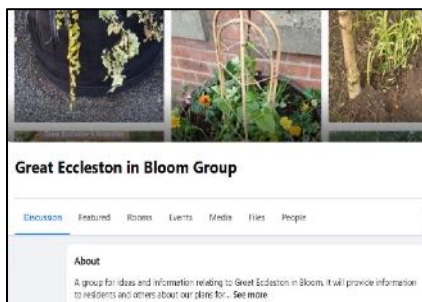
The Bowling Club are celebrating their 100th Anniversary this year with a parade from the Square down to Hall Lane and St Annes Copp are celebrating their 300th Anniversary.

Looking forward from now right through into 2024 our main tasks are:-

- Continuing with the Pinfold
- Weeding the pavements at the Bungalows
- Adding more plant labels for education and information
- Providing a “tour of the Square” on the bus stop
- Continuing the Village Centre Garden project and making the top tier a useable and relaxing space.
- Monitoring our maintenance schedule
- Continuing to work with the Scouts and Wyre Council to ensure areas are kept in good condition
- Planting bulbs where we can
- Putting a winter planting schedule in place
- Facilitating the reinstatement of an annual event in the Village
- Creating a winter leaflet
- Replacing the remaining old barrels
- Learning from our experience and looking for improvements for next year

Communication, Education and Awareness

We have a new Great Eccleston in Bloom Facebook to tell people what is going on, they can also comment and add ideas. Last year we created a Facebook page for the Village Centre which already has over 300 members. This page carries regular updates on the activities of the Centre, both regular and special events. In order to cover all bases, articles have appeared in inFocus and Volunteers created a paper leaflet which they distributed to all residents, telling everyone about the Village, Village Centre and In Bloom (a copy will be handed to the judges on 4th July). The intention is to repeat this later in the year. We have liaised with Great Eccleston Show to promote the Annual Best Kept Garden competition sponsored by the Parish Council.



Cllr Pam Taylor has been helping Sharon Martin at St Annes Copp and St Mary's after school gardening clubs we have provided hands on experience covering seeds, compost, flowers, vegetables, companion planting, insects and more. We have planted bulbs and have entered their home grown planters into the Great Eccleston Show. St Mary's will be turning a weedy strip into a garden that the children will plant.

We are creating a medicinal list for the Health Centre Herb Bed with plant labels to help identification.



We have arranged for the Scouts to weed and power wash down at the Bungalows and help with weeding on the Wyre Beds. We have liaised with Wyre Council to get those beds hard pruned and edged earlier in the year.

Support and funding

By engaging with the community on a face to face basis we have secured just over £3,700 in sponsorship, which was an increase of £1000 from pre-pandemic. This has enabled us to build the Health Centre Beds, make a difference without adding an additional burden on the Parish Council. We are grateful to all our sponsors, they have been very supportive and as well as funding the Delicatessen have provided the lettering for our Amenity Signs giving of their time and expertise. In addition we have received help from the businesses around the square and the Health Centre with watering.

Sponsors

Sponsorship Received From

Admarsh Mortgages
Andy Crook
Bellamy's Fish Bar
Deep Beauty Spa
Farmers Arms
Harry Martin
Great Ecclestone Health Center
Jaycee Newsagent & Post Office
John Rowe Architect
Jos Jeffries Landscaping
MMJs Ladies Fashion
Moons Funeral Directors
Newberry Homes Ltd
Northlands Care Home
Pebby's Bakery
Supplement Solutions Equine Supplies
The Veg Garden
The White Bull
Wyre Council

Donated Items

Compost
Lettering for the new Amenity Signs
Plant Labels
Paint
Plants for some beds & barrels
Telephone Box by Pollen Floral Design
Decoration for Pinfold & benches

Volunteer Groups

A & D Parkinson
Bowling Club Members
Deep Beauty Spa
Great Ecclestone & District Garden Club
Great Ecclestone Health Centre
Village Centre Volunteers
Residents of the Bungalows

Businesses Used

Nathan Montgomery
RB Builders

Volunteers Gardening & Watering

Amanda Ackroyd
Pat Broadley
Trevor Browning
Carol Clower
John Clueit
Frank Croft
Jackie Garth
Hugh Glover
Jackie Hudson
Mark Lambert
Sandra Marsh
Sharon Martin
Cath McComish
Diana Meakin
Caroline Morley
Amanda Morrison
Brenda Nuttall
Debbie Painter
John Schofield
Joan Schofield
Pam Taylor
Helen Thompson
Sharon Thompson
Debby Williams
Corinne Yates

It's Your Neighbourhood

This year we are pleased to have four IYN's within Great Eccleston.


The Bungalows at Raikes Road

The planting at the Bungalows is administered as usual by John Schofield aided by the residents. As always, they are again keen to make an impression for the other residents of the Village. They work as a team to plant the gardens with spectacular results at the rear and front. This year the Parish Council has replaced three of the old barrels with new self-watering ones and these have been planted with recycled roses and buddleia along with bedding. The Scouts have helped them weed and power wash and the In Bloom Team have replanted two further roses either side of their Yucca border and cleared up the edges of weeds.



Great Eccleston Bowling Club

This year marks the 100th anniversary of the bowling club with a range of celebrations in the Village on 23rd July. This year they have planted a larger range of planters and troughs, mostly with plants grown by one of the members. They look forward to welcoming the In Bloom judges this year.



Phase 2 pond.

Progress Report – June 2023

Introduction.



The builders, Roland Holmes, finished on site in July 2022. This is after a total of four year's disruption to nature on the site and the pond in particular had been fenced off and untended for all that time. On the estate there is a developing community group which is moving towards becoming a charity called "Thorne Meadows with Great Eccleston charity". Its purpose is to support community development on the estate and within the village. This group has arranged several events of a social and celebration nature, progressively over the last four years. As part of this work several neighbours set about a corner of the overgrown fringe of the pond. At one time there were together both brambles and Some reduce the still waste and filled up. So, it's as a habitat for

neighbours funded the hire of a wood-chipper to waste and make a mulch. Nevertheless, there was nearly 30 neighbours brought their green bins to be been a real community effort. We left a pile of logs insects and possibly, small mammals.



pond and have fledged 8 young and a have fledged 7 chicks. We have seen bluetits feeding their young which we in the fringes of the pond.



Now the builders have gone we've noticed wildlife returning; frogs, aquatic and arboreal bird life. Moorhens have nested in the reeds in the pair of mallards greenfinches and think are nesting



One of the great pleasures of the pond in its improved state is that it is part of the normal walk for a lot of children going to and coming home from school who now pause to look at the pond for a sight of the wildlife on it. Similarly, hardly a dog walker or pedestrian goes by without stopping for look to see what's going on.

We would welcome some further advice about how to improve the pond further. A report provided for the builders stated that the pond was eutrophic and therefore could not sustain fish life. A further consideration is how much of the overgrowth in the fringes of the pond provide safe habitat and how much good maintenance could improve that.



We have further plans, to build some sort of viewing platform and provide a couple of benches so that people can enjoy the view and the wildlife and have the opportunity for a convivial chat whilst they are there.

Thorne Meadows Community Group
June 2023



Copp Gardening Community

Copp Gardening Community was established May 2022, and is made up of St Anne's Church, Copp School and local residents. Coming together to improve the green/garden areas in 'Copp' by the Church, School and verges. There is a great pride in our small community, as both the church and school (which sit between two main villages) both provide community support to the local villages, including holding regular community events like Fun Days, Quiz nights and more.



We are aware we have a traffic problem and hopefully, by showing the pride we take in our village, it might make people consider walking and stopping to sit and enjoy our little village. In fact since last year we have had people regularly coming to visit the church to enjoy our 'Welcome Space' by opening our doors to the general public every Tuesday and Friday, to enjoy its history and grounds and we have started to see people picnicking on the green, the children playing sport and people taking photos of themselves posing on our newly painted bench!.

Although small, our village is full of history and the name come comes from an old Saxon word Kopff meaning the head or top of something.



St Anne's Church is at its centre, having been erected in 1723. The tower at the west end still contains the 2 original bells which are dated 1732 and 1742 then there is a 3rd 'Big' bell which was added in 1846, this is the main working bell, we also use one of the original smaller bells, which was restored in 1885. So, you will note that this year is our 300th Anniversary and we have already held Spring into Life where we have been out into the community, holding a Cheese and Wine night, Breakfast at Saswick Farm Café, Children's Messy Easter up at the Great Eccleston Visitors Centre. Community is at our core!

Horticulture This year we are back doing Gardening Club which we hold in the school for the little ones and church and old vicarage grounds for the juniors, holding 2 sessions on a Tuesday. In the winter we had Twig Idents, Seed Idents, Learn plant parts, dissected bulbs and flowers to see inside, pruned roses, learnt how to do a garden design and more. In the spring we





learnt about the Goodies and Baddies in the insect world, the different types of compost, planted seeds, plug plants (trialling the different composts). Planned and sowed a wildflower patch



to see what would grow by not mowing an area of grass. The children trialled a hot bed and No Dig, have potted up and maintained the tubs at church using seasonal bulbs and flowers and planted up hanging baskets and pots to raise funds for more plants. Parents have donated seeds and seed trays. The children are taught to garden organically, respecting the different jobs that wildlife does in the garden – even some of the snails! We have 2 new cold frames which allowed us to start a little earlier however.....



We had one disaster this year which meant we lost 50% Of our seedlings and plug plants and that was due to one of the composts we were trialling. We managed to salvage the rest by repotting up in new compost but, that did reduce the number of plants and their size. However, it was a good lesson for



the children, as we were able to identify which compost it was, due to the information the children logged on their plant labels.



In November, the flower ladies at church and the children helped decorate the church with greenery for our Angel Festival from the church and vicarage grounds and have decided this year to resurrect the Flower Festival in July,



which is for the first time in 25 years and so, the volunteers have held back on pruning, as they are going to use greenery from the church grounds.

We have also finally had our new church sign fitted , so are in the middle of renovating this bed.

Other volunteers help with the maintenance of the village too, including trimming the hedges to make it safe for passers-by to walk through.

Community In addition to what we have already mentioned, in June we held the Friends of Copp School and St Anne's Fun Day with a Teddy Zip Wire (for the 2nd year – due to popular demand), to help raise funds for school and church.



We have another community quiz night planned, a Special Service to celebrate our 300th birthday and a Plastic Duck run in Larbreck.



The children and volunteers regularly come and water the plants that have been planted and growing, to make sure they look lovely for locals to see. They took great pride in how lovely the roses looked after their pruning this winter, and church goers and visitors alike have complimented us on the seasonal flower displays this year.



The church grass is maintained by the local lengths man and the children and volunteers weed and prune and generally take care of the flower beds and shrubs.

Environment The church is an Eco Church and have received a donation and also applied for a grant for eco lighting and new led lights have been fitted in the church grounds. We work organically and hope next year to use our own compost, as we will be creating a bigger compost area at the vicarage.

The gardening club regularly get involved in insect watch etc. In the school grounds and at the old vicarage, there are over 20 different bird boxes and we have had nesting birds including blue tits in an old mock Canon and house sparrows in a box on the vicarage as well as many birds nesting in the bushes, the children love seeing the wildlife on the pond, including damsel flies this year. We have a compost site based in the old vicarage grounds. School has water butts (unfortunately church still has cast iron down pipes).

The vicarage has had the Newt Conservation Society come and check the pond for any signs of newts and are monitoring the field. The kitchen garden is full of frogs from the pond.



We maintain the grass verges, clean the bus stop, benches, bin and signs.

Future Developments:

We plan to redesign the front bed by the car park entrance and lower the height of the yew and holly to make them easier to manage but also allow clear view of the car park (for safety reasons). We have already reduced the foliage by half.

In October the Old Vicarage takes ownership of the adjoining field and we are planning on filming the progress of re-wilding a large area of the field by

growing native trees and flowers. The field currently has regular visiting hares, deer and a barn owl and hope to encourage more wildlife and pollinators etc.




We are also creating an educational area where we are going to have a 7 tier edible area grown naturally, as well as a raised bed area using different techniques, grow flowers for cutting and an ornamental willow area to grow willow for crafts and floristry.

So, we hope you enjoy your visit, the children and volunteers have worked hard this year, under hard conditions, especially with the early heatwave!



Appendices

- a. Map of route with planter positions
- b. GEIB Bed by Bed Work Planner
- c. Before & after photos
- d. Village Centre Work Plan & photos – to follow



Great Eccleston in Bloom – updated 19/06/23

Great Eccleston in Bloom 2023 Bed by Bed

Completed tasks in ~~striketrough~~ if its **marked green** the whole task is complete except for ongoing maintenance.

These beds are volunteer beds or have involved volunteers

Bed/photo No	Where	Description	Action	Responsibility	Progress/Comments
1	Welcome Bed Garstang Rd West End with Welcome Sign	Oval bed mainly shrubs some perennials with welcome & amenities sign	<ul style="list-style-type: none"> ● Treat & paint sign ● Serious pruning and weeding– Euonymus into ball shapes, cut back Hebes, clear out dead flowers ● Prune Viburnum after spring flower ● Nathen to provide list of plants ● Reuse plants from elsewhere & plant ● Maintenance schedule 	Trevor (TB) Nathan (NM) NM NM NM/Pam (PT) NM	Debbie to be asked 29/04 – Hebes died Plant list provided. We have some salvia and roses
2	Shady Bed West End under trees	Square rose bed to become shady fern/hosta bed	<ul style="list-style-type: none"> ● Prune & dig out roses ● Transfer roses to pots pending final planting ● Amanda & Sharon to provide design for shade ● Feed & Replant bed with agreed design ● Make feature of chopped down silver birch ● Add Bark ● Maintenance 	NM NM SM/AA SM/AA TB/SM/AA PT AA	Done 29/4 Roses now being looked after by PT Complete SM/AA to design Completed 22/5 Birch chopped Due 10/6
3 3a	Wyre Bed West End – Large Bed Assistance from Scouts/Volunteers	Shrubs & Trees + amenities signs	<ul style="list-style-type: none"> ● Contact Wyre Roger Brocklebank 01253 887565 ● Serious pruning and weeding ● Take out Ash seedlings ● Take out Dogwood seedlings ● Trim edges ● Ask Scouts to Volunteer ● Add compost bin from Wyre Raikes Bed ● Tidy & seedling & weed removal ● Check whether Business want to continue advertising and get payment ● Renew posts after vandalism ● Renovate signs in progress 	PT Wyre Wyre Wyre Wyre PT Volunteers Volunteers HG/PT/TB RB TB	Done. Chris FaganTeam Leader met us 1 March work carried out w/c 6/3 Done Scouts expected 9 th June tbc Remove Old Post Office/1 MMJs/1 Jaycee, add 1 VC add White Bull, Jos Jeffries & Pollen

Bed/photo No	Where	Description	Action	Responsibility	Progress/Comments
4	West End small bed in front of Caravan Park	Small Shrub Bed	<ul style="list-style-type: none"> • Clear out bed, replace with grass • Reuse plants? Not possible • Reseed/Gravel • Paint/clean bollards 	NM NM Volunteer Volunteer	New square planter will sit alongside it. See 32
4a	2 new Square Planters 1 x West End 1 x Raikes Road	Perennials Geum, Sedum Sunsarkler, salvia, phlox, penstemon, Osteospermum & Dianthus. Lavatera Centre	<ul style="list-style-type: none"> • Get quotes for PC Meeting 20th Feb • Make Decision and order / decide site • Agree planting • Position and compost • Feed and plant • Maintenance 	PT PC/HG NM NM/TB/CM NM NM	£361 plus vat Sponsorship agreed with Adele Archer for West End Lavatera in centres Helped by Volunteers
Pinfold 5	High St/West End	Barrel, bench and wall basket	<ul style="list-style-type: none"> • Ascertain owner & get permission to plant • Ask Builders • Planting Plan/ • Buy Trough & Water Butt • Weed • Plant • Add grasses • Maintenance 	SC PT Volunteers	Permission granted to SC by Ian Hennessy. Baxters will contribute £500 for planting. Used herbs not needed for HC beds and rescued Salvia plus Volunteer plants.
N/a	West End & Bottom of Raikes	Hanging Baskets	<ul style="list-style-type: none"> • Decide whether to have for 2023 due to LCC costs 		Agreed not to have for 2023 use new planters instead.
6	Pavements out VC		<ul style="list-style-type: none"> • Power wash 	TB/HG	Done 03/04/23
7	Memorial	Memorial planters – grasses plus some colour	<ul style="list-style-type: none"> • Plant Spring Flowers • Agree memorial planting • Feed • Replant concrete tubs • Renovate Memorial • Maintenance • Sweep and tidy 	NM NM NM NM Volunteers NM Volunteers	Agreed perennial grasses + colour Trevor
8	Tiered Planters outside Chippy	Perennials & bedding	<ul style="list-style-type: none"> • Remove dead plants & weeds, plant spring flowers • Ask Moons if they want to continue sponsorship • Agree plants • Feed & Replant • Maintenance 	NM PT NM NM NM	Sponsorship agreed

Bed/photo No	Where	Description	Action	Responsibility	Progress/Comments
9	Barrel outside Chippy	Perennials & bedding Hydrangea & geraniums	<ul style="list-style-type: none"> ● Remove and Replace ● Agree planting ● Feed and Replant ● Maintenance 	NM NM NM NM	Hydrangea from HC Beds +
10	Bus Shelter	Structure & baskets	<ul style="list-style-type: none"> ● Get Quote ● Agree quote ● Prepare and repaint ● Notice board and history ● Hanging baskets ● Maintenance 	PT PC RB Builders PC NM NM	RB Builders quote agreed 13/03/23 PC meeting in June
11	Square Planters in front of Bus Shelter	Boxus Centre and Lithadora blue & white. Daffodils underneath	<ul style="list-style-type: none"> ● Reshape Boxus ● Agree edge plants ● Feed & replant ● Maintenance 	Volunteers NM NM NM	
12a 12b 12c 12d 12e	Square lamp post beds outside Black Bull, Butchers, Dentist, Courtyard Cafe	Perennials & bedding plus hanging baskets	<ul style="list-style-type: none"> ● Remove dead plants and weeds ● Plant spring flowers ● Agree planting plan ● Feed ● Plant ● Add hanging basket stakes and baskets ● Maintenance 	NM NM NM NM NM HG/TB/NM NM	Just outside Butchers to do
13	Concrete planter Corner of High St & Leckonby	Perennials & bedding	<ul style="list-style-type: none"> ● Agree plants ● Feed and Plant ● Maintenance 	NM NM NM	
14	Flowering cherry next to Celebration Bed	Tree	<ul style="list-style-type: none"> ● Re-stake protective surround ● Prune after flowering 	TB Volunteer	

Bed/photo No	Where	Description	Action	Responsibility	Progress/Comments
15	Celebration Bed	Round bed corner of High Street & Leckonby Roses & Verbena, phlox/dianthus & hebe edging	<ul style="list-style-type: none"> • Clear out dead plants and weed • Replant roses to ensure roots covered and further towards the edge of the bed • Ensure rose food put in • Chop verbena to ground level and move nearer to lamp post • Feed and add planting near the edge • Put Memorial Stone in • Add dianthus • Lamp post needs stripping and painting in places • Maintenance 	NM NM NM NM NM/PT PC NM	Needs to be done before end March/ NM now end April Dianthus/Phlox/Hebe Golden Globe Reported to LCC Paint crumbling
Bench 16	Outside cottages opp Leckonby St		<ul style="list-style-type: none"> • Sand • Prime & paint 	Volunteers	Debbie
17a 17b	Barrels opposite side to Celebration Bed	Wooden barrels	<ul style="list-style-type: none"> • Paint • Decide plants • Tidy Feed and Replant edging • Arrange additional watering • Maintenance 	Volunteer NM NM PT NM	Debbie has done both Residents agreed
18a 18b	Tiered Planters outside White Bull and Dentist	Perennials & bedding	<ul style="list-style-type: none"> • Remove dead plants • Decide plants • Feed and Replant • Maintenance 	NM NM NM NM	
19a 19b 19c	Volunteer Barrels between White Bull and Café Edibles -	1 new barrel -Edibles 2 Wooden barrels – Silver Birch/Amelanchier, dianthus Vivre, Aster Lady in Blue, Salvia East Friesland, black Mondo grass	<ul style="list-style-type: none"> • Position new barrel + compost • Paint wood & metal • Decide planting • Feed and Plant as required • Arrange intermittent watering by businesses • Maintenance 	Volunteers Volunteer PT Volunteer	Mandy &Helen Jackie & Corrine Barrel paint supplied by PT Agreed. Corrine to remind them. Second barrel has Amelanchier not Birch in middle
20	3 Barrels opposite side to Pilates Studio	Perennials & bedding Lavatera, grasses & geraniums	<ul style="list-style-type: none"> • Remove and replace • Agree plants • Feed and plant • Maintenance 	NM NM NM NM	Part planted Centre – 1 Lavatera, 2 grasses planted
Bench 21	Side of HC		<ul style="list-style-type: none"> • Sand • Prime & paint 	Volunteer	Debbie

Bed/photo No	Where	Description	Action	Responsibility	Progress/Comments
22	Volunteer Bed Health Centre bed in front of Car Park	Hydrangea, Veronica, Salvia & annuals Replace with Thyme, Rosemary, Lavender. Chamomile, Oregano, Borage, Basil, Sage, Bronze Fennel	<ul style="list-style-type: none"> • Contact Health Centre for thoughts/watering/sponsorship • AA/SM to suggest low maintenance shrubs • perennials to go with a medicinal theme • Remove Hydrangea, Veronica & Salvia to reuse • Build Borders to make level beds, clear out Yuccas • Source herbs/membrane/gravel • Collect Herbs • Plant • Add gravel & labels • Create medicinal list for Doctors • Maintenance 	PT SM/AA Volunteers PT to get quotes PT/AA PT PT + Garden C PT + Garden C PT Volunteers	Drs have agreed to sponsor £500. Also provide additional watering. Done RB quote accepted offset with Drs contribution Herbs/membrane – ordered the Plant Place. Gravel C&C Labels purchased (donated) 10 th June
23	Volunteer Bed Health Centre bed in front of Pharmacy Sign	As above	<ul style="list-style-type: none"> • As above • Prune Trees 	PT Volunteers	
Bench 24	Close to Bungalows	Little Ecc Bench	<ul style="list-style-type: none"> • Sand • Prime & paint 	Volunteer	Debbie
25a 25b 25c	Part Nathan/ Part Volunteer Beds Residents Bungalows	Perennials/annuals	<ul style="list-style-type: none"> • Remove barrels • Remove 4 further old barrels on larger front & side • 3 new self watering barrels on front • Compost & Feed • Remove or chop cordylines (still 3 to be moved) • Contact St Mary's in touch with John Schofield in to replant round bed • Power wash round bed • Agree plants • Plant 5 barrels on front (3 new 2 old) • Maintenance 5 barrels • Plant 2 roses rescued from shade bed into ground once 2 of the old barrels are removed • Give them 4 roses from shady bed • Clear Weeds 	NM NM NM NM Volunteer NM NM NM Volunteers PT Volunteers	NM unable to do, 2 done 3 new barrels, 2 x roses from shady bed. Details given to headmaster 24/4 Scouts done half – TB rest Roses from shady bed plus buddleia from 1 square planter John has the roses

Bed/photo No	Where	Description	Action	Responsibility	Progress/Comments
27 27a	Wyre Bed Raikes Lane Bed next to Moons Plus volunteers	Shrubs, Trees & Compost Bins Advertising for businesses	<ul style="list-style-type: none"> ● Hard pruning required ● Cherry Tree rubbing branches ● Evergreen Buddleia Golden Globe x 2 light trim ● Normal Buddleia cut to ground ● Honeysuckle trim ● Trim edge ● Move compost bin – trsf 1 to West End ● General tidy and weed ● Replace bird boxes ● Consider a bench ● Check whether Businesses want to continue with signage and get payment ● Renovate signs 	Wyre Wyre Wyre Wyre Wyre Wyre Volunteers Volunteers Scouts PC HG/PT/TB TB	See Bed No 3 19/4 Scouts willing to help - dates awaited Free wood donated from Elswick See bed 3
28	Volunteer Bed Small bed at start of Raikes Lane	Mix of Annuals & Perennials	<ul style="list-style-type: none"> ● Ask Frank to plant and look after ● Plant and maintain ● Get Grit Bin moved ● Ask for plant list for portfolio 	PT Frank Croft PC PT	
29	2 new Square Planters 1 x West End 1 x Raikes Road	Perennials Geum, Sedum Sunsparkler, salvia, phlox, penstemon, Osteospermum & Dianthus. Lavatera Centre	<ul style="list-style-type: none"> ● Get quotes for PC Meeting 20th Feb – ● Make Decision and order / decide site ● Agree planting ● Position and compost ● Feed and plant ● Maintenance 	PT PC/HG NM NM/TB/CM NM NM	£361 plus vat Sponsorship agreed with Adele Archer for West End Lavatera in centres Helped by Volunteers
30	Barrel on Barrows Lane junction with Raikes Road	Wooden Barrel with large phormium	<ul style="list-style-type: none"> ● Look at condition ● Decide to renovate or replace ● Tidy up & consider some bedding ● Paint ● Feed ● Maintenance 	PT Volunteer Volunteer NM NM	Carry on using but could do with painting or wood treatment Caroline tidied
31	Barrel & phone box near Pilates Studio	Perennials & bedding	<ul style="list-style-type: none"> ● Remove and replace barrel ● Clean & paint? Phone box ● Agree design for phone box ● Old Photos ● Maintenance 	NM TBA TBA TBA	Design competition with Gardening Club. No takers so offered to Pollen – confirmation awaited.

Bed/photo No	Where	Description	Action	Responsibility	Progress/Comments
32	Barrel outside Pebbys	Perennials & bedding Hydrangea & geraniums	<ul style="list-style-type: none"> Remove and replace Agree plants Feed and plant Maintenance 	NM NM NM	Hydrangea from HC Bed Pebby's agreed to pay £30 towards flowers and water as required.
33	Barrels outside VC	Perennials & bedding Hydrangea & geraniums	<ul style="list-style-type: none"> Remove wooden barrels Plant small grey barrels 1 new barrel, plant Maintenance 	NM NM NM NM	Complete Plants have come up from last year Hydrangea from HC Beds
34	Posts outside VC		<ul style="list-style-type: none"> Paint white Paint cycle rails black 	Volunteer	Debbie
355	2 Benches	Outside Beauty Spa, Deli	<ul style="list-style-type: none"> Sand Prime & paint 	TB Volunteer	Sanding Done to one Deep Spa husband to do one, Deli the other
7	Welcome Bed Garstang Road Raikes Lane end with welcome sign	Shrubs	<ul style="list-style-type: none"> Treat & paint sign Hard pruning and weeding- Euonymus into ball shapes, cut back Hebes, clear out dead flowers Take out small red flower Lychnis (lots of dead heading) Prune Viburnum after spring flower Nathan to provide plant list Reuse plants from elsewhere to fill gaps Maintenance 	TB NM NM NM NM/PT NM	Done 29/4 We have Salvia & Roses
	Barrel near Health Centre	Perennials & bedding	<ul style="list-style-type: none"> Remove and Replace Agree plant design Will no longer be replaced due to unexpected collapse of old barrel near White Bull 29a 	NM NM	NM removed 24/2/23 New barrels delivered
	St Mary's Bed/ Barrows Lane	Oval shrub bed	<ul style="list-style-type: none"> Prune and tidy Maintenance 	NM NM	Done 1 May
	Village Centre	Garden	<ul style="list-style-type: none"> See separate sheet 	Volunteers	
Bench x 3	Garstang Road		<ul style="list-style-type: none"> Sand Prime & Paint 	Volunteer	Leave until 2024
Garden Furniture	Village Centre		<ul style="list-style-type: none"> Sand Prime & paint 	Volunteer	Debbie Bannister volunteered

Bed/photo No	Where	Description	Action	Responsibility	Progress/Comments
Bench	Copp School		<ul style="list-style-type: none"> • Sand • Paint red white blue 	SM SM	Copp School painting
Sweeping & Tidying of Village			<ul style="list-style-type: none"> • Poster created and issued • Discuss with Lengthsman • Arrange Dates for Volunteers 	PT Lengthsman Volunteers	Cubs litter picked May
Front Garden Competition	GE Residents	In conjunction with Gt Ecc Show	<ul style="list-style-type: none"> • Contact GE Show • Create Poster • Publicise • Judging 	PT Gt Ecc Show	
Watering			<ul style="list-style-type: none"> • Once/twice a week by Lengthsman • Top ups <ul style="list-style-type: none"> ○ Pebbys ○ VC & Memorial ○ Chippy ○ Mark re barrels at 13 ○ Outside Deli & Deep Spa ○ Square lamp post beds ○ Celebration Bed & Lamp post bed outside Butchers ○ Health Centre Beds ○ Square planter Raikes ○ Square planter West End 	JC Pebbys VC Chippy Mark Corrine VC/Cafe Sandra Health Centre	Agreed Agreed Corrine to arrange
Portfolio	18 th June		<ul style="list-style-type: none"> • Drafted • Checked • Finalised 	PT HG/TB PC	To follow judging criteria
Judging Day	4 th July 2pm -4pm inc IYN Thorne Meadows/Copp/ Bowling		<ul style="list-style-type: none"> • Route • Inform Wyre • Refreshments • Volunteers available • IYN informed • Bowling Club 	TB/HG/PT PT HG PT PT HG	Agreed Done Cath Volunteers informed Done Hugh to ask for information

3 Categories for judging

	Category	% of mark	2022 Mark	How we can improve this year
A	Horticulture	40%	29 out of 40	Consistent attention to detail, consistent maintenance, excellent plants with year round interest & good quality
B	Environment	30%	22 out 30	Improve local identity, street furniture inc bins in good condition. Extended range of plants, sustainable gardening practice
C	Community	30%	23 out of 30	Evidence of planning, initiatives & events, Improved signs, village community, improved support & funding

Planting Considerations

Link to the North West In Bloom Info Sheet

https://www.northwestinbloom.com/_files/ugd/8f32a9_4c38ccabcc62470b87be96cf6f415b89.pdf

Ref No.	Before		After
1			
	Welcome Bed West End		
2			
	Shady Bed West End		
3			
	Wyre Bed West End		
3a			
	Wyre Bed West End		

Ref No.	Before		After
4/4a			
	West End New Square Planter		
5			
	The Pinfold		
6			
	Outside Village Centre		
7			
	Memorial Planters		

Ref No.	Before	After
8		
	Tiered Planter near Chip Shop	
9		
	New Barrel outside Chip Shop	
10		
	Bus Shelter	
11		
	Square Planters in front of bus shelter	

Ref No.	Before		After
12a			
	Lamp Post Bed outside Butchers (Lavender)		
12b			
	Lamp Post Bed outside Dentist		
12c			
	Lamp Post Bed outside Cafe		
12d			
	Lamp Post Bed outside Black Bull		

Ref No.	Before	After
12e		
	Lamp Post Bed outside Village Centre	
13		
	Concrete Planter corner of Leckonby Street	
14		
	Flowering Cherry	
15		
	Celebration Bed	

Ref No.	Before		After
16			
	Bench outside Cottages High Street		
17			
	Barrel outside Cottages High Street		
17a			
	Barrel outside Cottages High Street		
18a			
	Tiered Planter outside White Bull/Spa		

Ref No.	Before	After
18b		
	Tiered Planter outside Dentist	
19a		
	Volunteer Barrel - Edibles	
19b		
	Volunteer Barrel Birch	
19c		
	Volunteer Barrel Almandier	

Ref No.	Before	After
20		
	3 New Barrels oppoite Pebby's	
21		
	Bench near Health Centre	
22		
	Health Centre Bed	
23		
	Health Centre Bed	

Ref No.	Before		After
24	No before picture		
	Bench near Bungalows (donated by Little Eccleston)		
25a			
	Bungalows		
25b			
	Bungalows		
25c			
	Bungalows		

Ref No.	Before		After
27			
	Wyre Bed Raikes Road		
			
	Signs at Raikes Road		
28			
	Frank Croft Bed		
29			
	Square Planter at Raikes Road		

Ref No.	Before	After
30		
	Old Barrel Barrows Lane	
31		
	Telephone Box outside Pilates Studio	
32		
	New Barrel outside Peppy's	
33		
	New Barrel outside Village Centre	

Ref No.	Before	After
34		
	Posts outside Village Centre	
35		
	Benches outside Deli	



Great Ecclestone Village Centre

- A charity set up to serve the community using the old bank building in the center of the Village
- Offers Coffee Mornings, Welcoming Space, Book & CD sales, Market Stall, Room Hire, Pilates, History Society, Art Group, Room Hire and more
- Staffed mainly by Volunteers
- All funds raised are used to support the running of the building and its events



Now

2-year project plan for unused rear tiered garden

- **1st Year we have**
 - Cleared weeds
 - Hard pruned
 - Uncovered a wealth of planting
 - Created a Fedge and Wicker edging
 - Renovated the patio - jet washed, painted the walls and steps
 - Renovated existing furniture & added new
 - Recycled – birch tree to shady bed, excess plants to residents & visitors
 - Created a garden to attract & enhance the experience of visitors
 - Enabled the Village Centre to compete with other outlets in the Village
 - Used the Oak Tree as Village Centre logo
 - Bird boxes put up
 - In progress
 - Renovating & moving the compost area



Before



Getting Started — how it used to look

August 2022



Now its a great space to meet!

- Great planting uncovered
- Cleaned & painted
- Walkable paths
- Showcasing different types of edging

What's next?

- **2nd Year Plan**
 - Ongoing maintenance – weeds, pruning and more
 - Finish compost bin move
 - Create plant plan
 - Shred hedge & use as mulch
 - Renovate the top tier
 - Renovate route to shed
 - Investigate lift repair
 - Create Bug Hotel
 - Water Butt
 - Children's area
- Enable a space for education, contemplation & mindfulness

